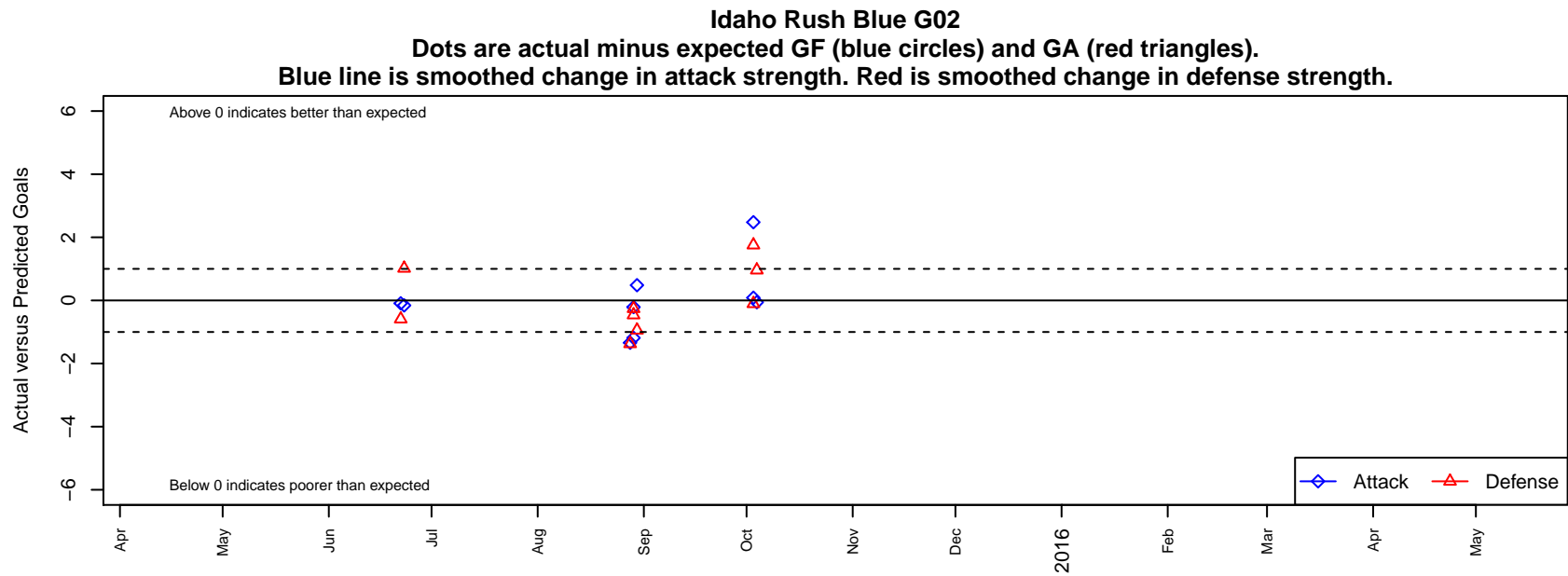


## Idaho Rush Blue G02

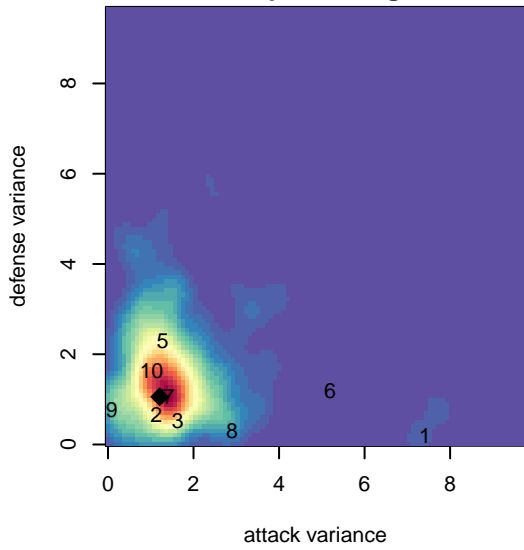
Idaho Rush SC  
Boise, ID  
G02 total strength=1172  
attack=3.02 defense=4.36  
notes= Lane 2014

alt names used:  
IDAHO RUSH BLUE (ID)  
Idaho Rush Blue (ID) (SC)

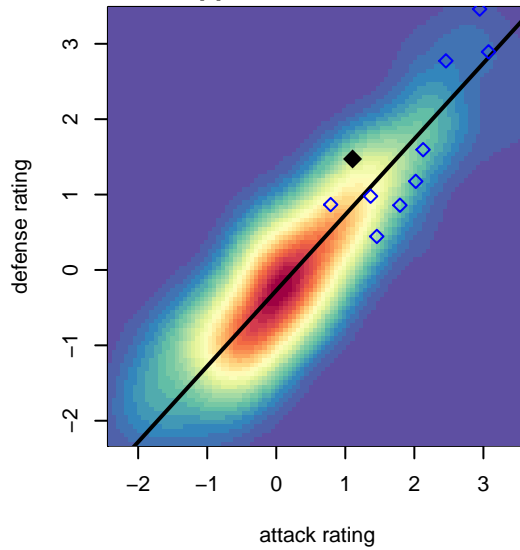
Venues played:  
2015 Far West Regionals U12  
2015 NWCL U13



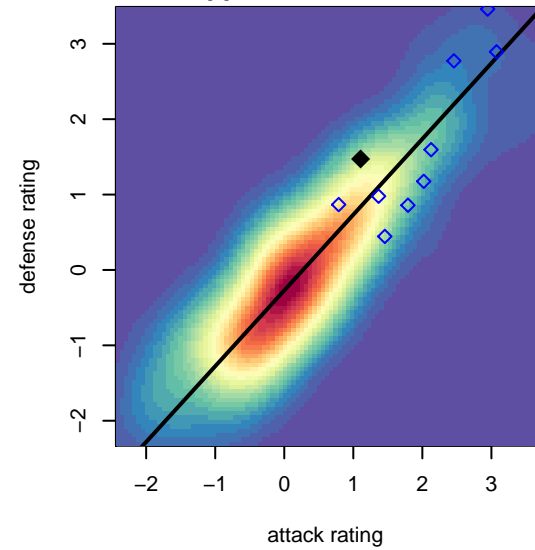
**attack and defense variance (black dot)  
relative to other teams  
and top 10 in region**



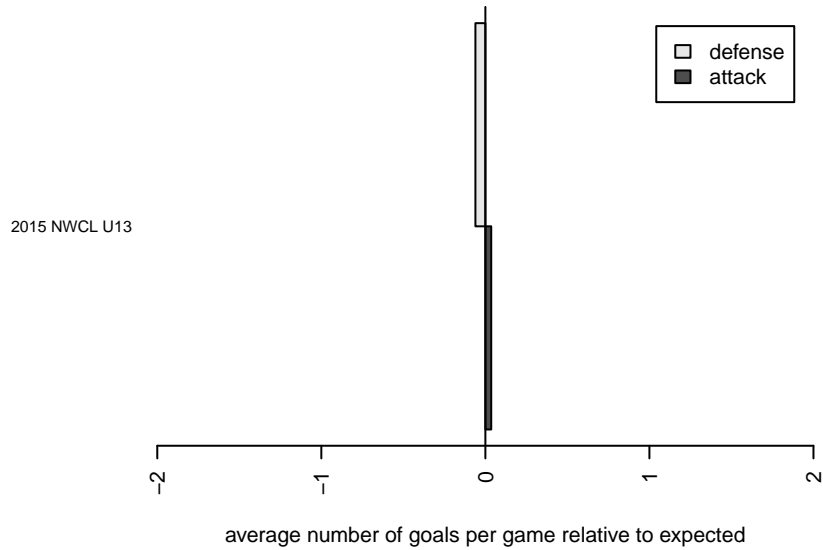
**attack and defense rating  
relative to others at age  
and all opponents in last 13 months**



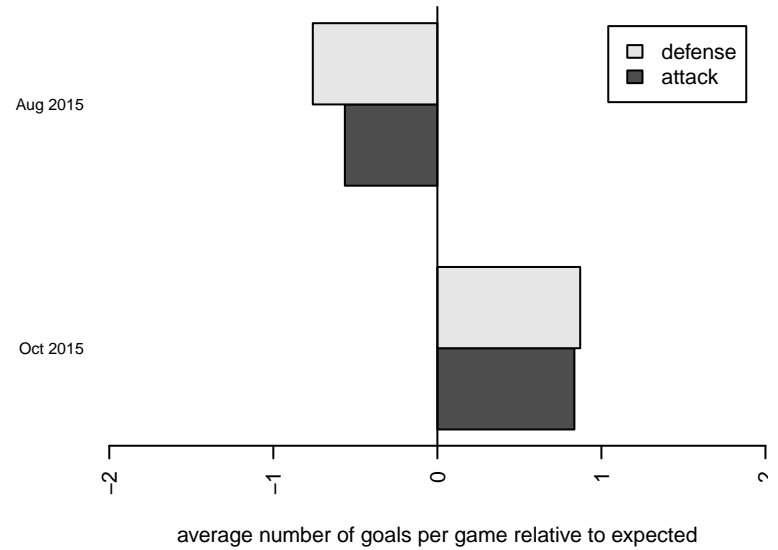
**attack and defense rating  
relative to others at age  
and all opponents in last 13 months**



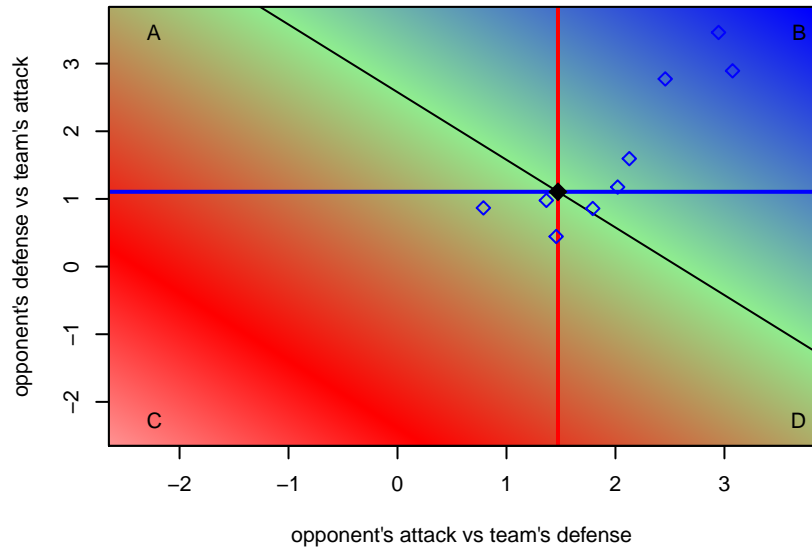
**Performance relative to 13 month average**



**Performance relative to 13 month average**



Distribution of opponents  
 Red = Lose zone, Blue = Win zone, Green = Even  
 Black line separates win/lose zones



lot. A=Neither has attack advantage, B=Opponent has both attack and defense advantage, C=Opponent has both attack and defense disadvantage, D=Both have

<b>date</b>	<b>home</b>		<b>away</b>		<b>venue</b>	<b>pred.home</b>	<b>pred.away</b>
2015-10-04	Idaho Rush Blue G02	1	Crossfire OR -Unk2 G02	0	2015 NWCL U13	1.06	0.96
2015-10-03	Idaho Rush Blue G02	1	WA East G02	0	2015 NWCL U13	0.91	1.75
2015-10-03	Idaho Rush Blue G02	4	FC Nova Pink G02	1	2015 NWCL U13	1.52	0.90
2015-08-30	Idaho Rush Blue G02	1	Westside Timbers Copa TS G02	3	2015 NWCL U13	0.52	2.06
2015-08-29	Eastside Timbers Red G02	2	Idaho Rush Blue G02	0	2015 NWCL U13	1.54	1.19
2015-08-29	Crossfire Premier Baumgardt G02	3	Idaho Rush Blue G02	0	2015 NWCL U13	2.74	0.21
2015-08-28	ETFC Force Black G02	2	Idaho Rush Blue G02	0	2015 NWCL U13	0.63	1.34
2015-06-23	Sparta Premier 03 G02	4	Idaho Rush Blue G02	0	2015 Far West Regionals U12	5.02	0.16
2015-06-22	Idaho Rush Blue G02	0	Legends FC G02	5	2015 Far West Regionals U12	0.09	4.41